
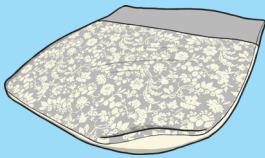


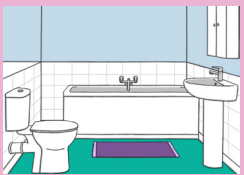


Instructions

A cut and stick chore chart to get your child helping out around the house. For each category (Task, Item, Area) there are various pictures. Cut these out and place on the chart to make a task. This is great as a sorting activity for your child too. Tell them the task you would like them to do, and get them to arrange the tiles to make it on the chart. Included are blank panels so you can write your own specific activities.

Aisha's Helping Chart	Task	Item	Area
Monday	 change	 bed sheets	
Tuesday			
Wednesday		 car	
Thursday	 wash		 bathroom
Friday			

_____ Helping Chart	Task	Item	Area
Monday			
Tuesday			
Wednesday			
Thursday			
Friday			
Saturday			
Sunday			



tidy



dust



wash

clean



mop



feed



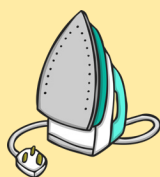
wash



gardening



load



iron



take out

empty



vacuum



wash



tidy



tidy



tidy



sweep



dry

polish



change



games




recycling




books




art materials




furniture




car



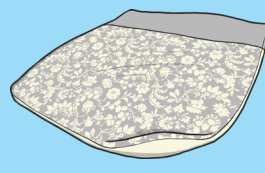
table



dishes



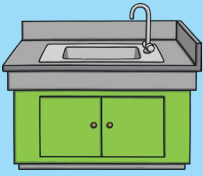
windows



bed sheets



clothes



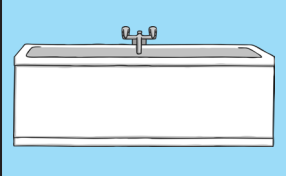
kitchen sink



rubbish



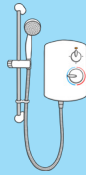
sink



bath



toys



shower

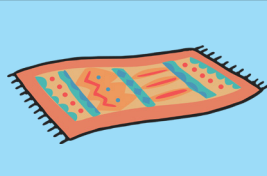
everything




toilet




floor



carpet



work surface



DVDs



cats

dishwasher

upstairs


downstairs



attic



washing line



outside



playroom



stairs




hallway



bedroom



bathroom




living room



garage



dining room



garden



lounge



study



hallway

porch