

Rainbow Words

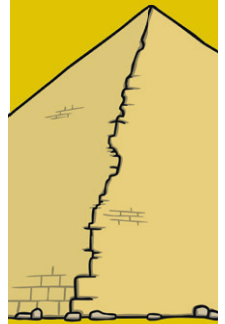
First write your spelling words in pencil. Trace over the words 5 times using a different coloured crayon each time.



Pyramid Writing


Pyramid write your spelling words. Try to write them neatly!

Example: s
so
som
some



ABC Order

Write out your spelling words in alphabetical order.



Fancy Letters

Write out each of your spelling words using fancy writing. Your letters could be curly or dotty.



Silly Sentences

Write silly sentences with a spelling word in each sentence.
Underline your spelling words.

Example:

My cat wears a yellow hat when she goes dancing.

cat wears a yellow
hat when she goes
dancing. My cat wears
yellow hat when
goes dancing. My
cat wears a yellow
hat when she goes
dancing. My cat wears
yellow hat when
goes dancing. My
cat wears a yellow

Backwards Words

Write out your spelling words forwards and then backwards.

Example:


home emoh



Across and Down


Write each word across and down, sharing the same first letter.

Example: when
h
e
n



Bubble Words

Write your spelling words in bubble letters. After you have written them you can colour them in with crayons.



Headlines

Cut letters out of newspapers and magazines to spell out your words. Stick them down to a piece of paper.



Curly Words

Firstly, write your spelling words out in normal letters. Then write them again in curly letters!



Tell a Story

Write a story using all of your spelling words. Make sure you underline your spelling words.



Three Times

Write each of your spelling words three times using a different coloured crayon or pen each time.



Acrostic Poem

Choose one of your spelling words. Write an acrostic poem using that word. Illustrate your poem.

Example: sun

Summer is here
Under the rays
New flowers grow



Blue Vowels

Write each of your spelling words.
Trace the vowels in your words
with a blue coloured pencil.

Vowels: a e i o u

a e i o u
i u a o e
a e i o u
a o i e u
u e i o a
o a i e u
a e i o u
i u a o e
a e i o u
a o i e u
u e i o a
o a i e u

Spelling Shapes

Count your spelling words. Draw one shape for each word. Now write a spelling word in each of the shapes.

Example:



Upper and Lower

Write each of your spelling words two times. First, write each word in upper case letters. Then write each word in lower case letters.

3D Words

Make your spelling words out of playdough or clay.



twinkl.co.uk

Connect the Dots

Write your spelling words using dots. Connect the dots you've drawn by tracing over them with a coloured pencil.

twinkl.co.uk

Spelling Flowers


Draw a big flower. Write each of your spelling words on one of the petals.



twinkl.co.uk

Air Write

Write your spelling words in the air with your finger. Ask someone to read your words as you write. You could also ask someone to air write while you read the word!



twinkl.co.uk