









SHINE like the star you are. Year Nursery Spring 1

<p>Communication and Language</p> <p>Pupils will be able to:</p> <ul style="list-style-type: none"> Develop their communication, but may continue to have problems with irregular tenses and plurals, such as 'runned' for 'ran', 'swimmed' for 'swam' Use talk to organise themselves and their play. 	<p>Topic</p> <p>Sail Around the World with Pirate Pete</p>	<p>Maths</p> <p>Pupils will be able to:</p> <ul style="list-style-type: none"> Recite numbers past 5. Say one number for each item in order. Extend and create ABAB patterns. Notice and correct an error in a repeating pattern.
<p>Literacy</p> <p>Pupils will develop their phonological awareness, so they can:</p> <ul style="list-style-type: none"> Spot and suggest rhymes. Count and clap syllables in a word. Recognise words with the same initial sounds. Understand the key concepts about print. The names of different parts of a book. Print can have different purposes. 	<p>Class Books:</p> <div>       </div>	<p>Physical Development</p> <p>Pupils will be able to:</p> <ul style="list-style-type: none"> Skip, hop, stand on one leg and hold a pose for a game like musical statues. Start taking part in some group activities which they make up for themselves, or in teams. <p>Get set for P.E. outcomes:</p> <ul style="list-style-type: none"> To copy and create shapes with your body. To be able to create shapes whilst on apparatus. To develop balancing and taking weight on different body parts. To develop jumping and landing safely. To develop rocking and rolling. To copy and create short sequences by linking actions together.
<p>Understanding The World</p> <p>Pupils will be able to:</p> <ul style="list-style-type: none"> Know there are different countries in the world and talk about the differences they have experienced or seen in photos. 	<p>Personal Social Emotional Development</p> <p>Pupils will be able to:</p> <ul style="list-style-type: none"> Play with one or more other children, extending and elaborating play ideas. Talk about their feelings using words like 'happy', 'sad', 'angry' or 'worried'. Be increasingly independent in meeting their own care needs, e.g. brushing teeth, using the toilet. 	<p>Expressive Arts and Design</p> <p>Pupils will be able to:</p> <ul style="list-style-type: none"> Begin to develop complex stories using small world equipment like animal sets, dolls and dolls houses. Draw with increasing complexity and detail, such as representing a face with a circle and including details. Sing the pitch of a tune sung by another person ('pitch match').

